


Utah Division of Wildlife Resources • Turn in a poacher: 1-800-662-DEER • wildlife.utah.gov

Waterfowl

2008–2009
UTAH WATERFOWL
GUIDEBOOK



Utah's waterfowl hunting

There's a chill in the pre-dawn air, and your decoys are bobbing on the water.

Overhead, you hear the rush of wings, and your heart starts to pound.

You'd think the excitement would fade over time, but it never does. Every year, hunters young and old return to the marshes to experience the thrill of Utah's waterfowl season.

This year, that thrill extends later than ever before with the addition of Utah's first-ever spring light goose hunt. Lasting through early March, this hunt will give you additional opportunities to hunt snow, blue and Ross' geese. For more information on this exciting new hunt, please see page 5.

There have also been some changes to scaup and canvasback hunting this year. See the highlights on page 3 to learn more.

Above all, the Utah Division of Wildlife Resources hopes you'll take advantage of the state's many waterfowl hunting opportunities and enjoy a fun, safe time in the marsh this season!

This guidebook is a proclamation of the Utah Wildlife Board. Please be aware that it's only a summary of the rules and laws that regulate waterfowl hunting in Utah. The guide is intended as a short, easy-to-use reference for hunters. For an in-depth look at the rules and laws governing waterfowl hunts in Utah, you can visit wildlife.utah.gov/rules or the nearest Division office.

CONTENTS

- 3 Highlights**
- 5 Spring goose hunt**
- 6 Are you really in range?**
- 7 Waterfowl hunting fees**
- 8 You need a HIP number**
- 9 Battling phragmites, restoring habitat**
- 10 License, stamp and HIP number requirements**
- 11 Asian bird flu and wild birds**
- 13 Swan hunting**
- 16 Field requirements**
- 16 Firearms and archery tackle**
- 18 Hunting methods**
- 21 Closed areas**
- 22 Trespassing**
- 22 Possession and transportation**
- 24 Special regulations for national wildlife refuges**
- 26 Mercury and ducks**
- 27 Season dates and bag and possession limits**
- 28 Youth hunting day**
- 29 Definitions**
- 32 North goose zone 2008–2009**
- 33 Shooting hours**
- 35 Waterfowl identification**

Contact us

Offices are open Monday through Thursday 7 a.m. – 6 p.m.

Division offices

Salt Lake Office

1594 W North Temple
P.O. Box 146301
Salt Lake City, UT 84114-6301
(801) 538-4700

Southeastern Region

319 N Carbonville Road, Ste A
Price, UT 84501
(435) 613-3700

Southern Region

P.O. Box 606
1470 N Airport Road
Cedar City, UT 84720
(435) 865-6100

Central Region

1115 N Main Street
Springville, UT 84663
(801) 491-5678

Northeastern Region

152 E 100 N
Vernal, UT 84078
(435) 781-9453

Northern Region

515 E 5300 S
Ogden, UT 84405
(801) 476-2740

Wildlife Board members

Paul Niemeyer, Chair	Ernie Perkins
Rick Woodard, Vice Chair	Tom Hatch
Lee Howard	Del Brady
Keele Johnson	
James F. Karpowitz,	

Division Director, Executive Secretary

HIGHLIGHTS

What's new this season?

Youth Hunting Day: Utah's Youth Hunting Day will be held Sept. 27, 2008. And this season, young hunters will again get an early start. Shooting begins at 6:50 a.m., and the hunt continues until sunset. Please see page 28 for age requirements and other information.

Goose changes: The 2008–2009 hunt for geese just got better. Now, you can hunt light geese—including snow, blue and Ross' geese—in late February and early March. See page 5 for more information.

Scaup season changes: The scaup season has been shortened to 86 days, and the daily bag limit has been reduced to two scaups per day. Utah's scaup season runs from Oct. 4 to Dec. 28, 2008.

Canvasbacks closed to hunting: You may not take canvasback ducks in Utah this year.

2009 swan applications: Permits for Utah's 2008 swan hunt have already been issued, but it's not too early to start thinking about applying for a permit next year. Fifteen percent of the permits in 2009 will be reserved for hunters who are 15 years old or younger by the first day of the swan hunt. Applications for the 2009 season will be accepted at wildlife.utah.gov in early September 2009—remember to log on and submit your application.

2009 swan preference points and group hunts: Beginning in the 2009 swan season, you can apply for swan preference points or apply to participate in a group hunt. For more information, see pages 14 and 15.

Visit during extended hours: All Division offices are open from 7 a.m. to 6 p.m., Monday through Thursday. Offices are closed on Fridays.

Also remember

You must register in the HIP every season:

You must obtain a Migratory Bird Harvest Information Program (HIP) number for the 2008–2009 season to hunt waterfowl in Utah this fall. Your number from last season won't work. The HIP number you obtain for the 2008–2009 season is valid from Feb. 1, 2008 until March 10, 2009. Please see page 8 for more information.

Minimum hunting age removed: The Utah legislature has removed the minimum age for waterfowl hunters in Utah. Any young person who successfully completes the Division's hunter education course can purchase a hunting or combination license. Young hunters can also apply for a swan permit. Please see page 11 for more information.

Combination license for nonresidents: If you're not a resident of Utah, and you'd like to mix some fishing with your waterfowl hunting trips this year, you may want to buy a Utah nonresident combination license. The license allows you to fish and hunt small game. You can buy a nonresident combination license at wildlife.utah.gov, at any Division office and from more than 350 license agents across Utah.

Don't litter: Please keep Utah's marshes clean. Pack out whatever you pack into the marsh, including spent shotgun shells. If you don't comply with this regulation, you could receive a citation.

Retrieving waterfowl: Before hunting in an area, make sure you can retrieve the birds you shoot. Because of mud or deep water, you may need chest waders, a dog or a boat. Not attempting to retrieve your waterfowl could result in a citation.

Late swan reporting: If you drew a 2008 swan permit but missed the Jan. 13, 2009 deadline to report your hunt results, you can still apply for a 2009 swan permit. You must bring your harvested swan's head to a Division office for examination, complete your swan questionnaire and pay a \$50 late fee. You'll also have to complete the state's swan

orientation course again. Please see page 13 for more information.

Off-highway vehicles: Off-highway vehicles are not permitted on state waterfowl management areas except in areas that are posted open to OHV use.

Corrections: If errors are found in this guidebook after it is printed, the Division will correct them in the electronic copy that is posted online. Visit wildlife.utah.gov/proclamations to view all of the Division's guidebooks and proclamations electronically.

Private lands: The Division cannot guarantee access to any private land, including land that is cultivated or properly posted. If you plan to hunt—or engage in any other wildlife-related activities—on private land, you must obtain WRITTEN permission from the landowner or the landowner's authorized representative.

Protection from discrimination: The Division receives federal financial assistance from the U.S. Fish and Wildlife Service and must abide by federal laws. Under Title VI of the Civil Rights Act of 1964, Section 504 of the Rehabilitation Act of 1973, Title II of the Americans with Disabilities Act of 1990, the Age Discrimination Act of 1975, Title IX of the Education Amendments of 1972, the U.S. Department of the Interior and its bureaus prohibit discrimination on the basis of race, color, national origin, age, disability or sex. If you believe that you have been discriminated against in any program, activity or facility, or if you desire further information please write to:

The U.S. Fish and Wildlife Service
Office for Diversity and Civil Rights Programs-
External Programs
4040 North Fairfax Drive, Suite 130
Arlington, VA 22203

Division funding: The Division is mostly funded by the sale of hunting and fishing licenses and through federal aid made possible by an excise tax on the sale of firearms and other hunting- and fishing-related equipment.

NEW SPRING GOOSE HUNT

There are now more opportunities to hunt light geese in Utah

Get ready, goose hunters. Thanks to Utah's first-ever spring light goose hunt, you can look forward to hunting light geese in late February and early March. Light geese include snow, blue and Ross' geese.

You can also take more light geese this season. The daily light-geese bag limit is increasing from four geese per day to ten. Likewise, the number of light geese you can have in your possession is jumping from eight to twenty.

"We don't see many light geese in the fall, but more than 50,000 light geese—mostly snow and Ross' geese—stop over in Utah in the spring," says Tom Aldrich, migratory game bird coordinator for the Division of Wildlife Resources.

Reducing agricultural damage

In addition to providing hunters with a unique opportunity, hunting light geese in the spring will reduce the agricultural damage the geese are doing on private land, where the geese feed and rest. They eat grain and alfalfa crops that are just starting to grow.

The Division's Walk-In Access program provides hunters with access to private land across northern Utah. "We're also continuing work with landowners in Box Elder County to see if we can get more of

them enrolled in the program," Aldrich says.

The Salt Creek, Public Shooting Grounds and Clear Lake waterfowl management areas will also be open to light goose hunting in February and March.

The remaining waterfowl management areas in Utah—Brown's Park, Desert Lake, Farmington Bay, Harold Crane, Howard Slough, Locomotive Springs and Ogden Bay—and the three federal refuges in Utah—Bear River, Fish Springs and Ouray—are closed to light goose hunting in February and March.

Helping the geese

As strange as it sounds, this hunt will actually help the geese. In the central part of North America, light goose populations have gotten so large that they are damaging the areas in Canada where they nest and raise their young.

The population in the western part of North America hasn't become overabundant yet, but it's growing. In December 2007, for example, the population exceeded 1 million birds. The spring light goose hunt will help stabilize the population before it gets too large.

See the shooting hours table on page 33 for season dates and hunting hours.

Don't lose your hunting and fishing privileges

If you commit a wildlife violation, you could lose the privilege of hunting and fishing in Utah. The Utah Division of Wildlife Resources can suspend the license of anyone who knowingly, intentionally or recklessly violates wildlife laws.

Your license can be suspended for a wildlife violation if:

- You are convicted.
- You plead guilty or no contest.
- You enter a plea in abeyance.

You will be notified of any action against your privilege after criminal proceedings conclude. And remember, if your license is suspended in Utah, you might not be permitted to hunt or fish in other states as well.



ARE YOU REALLY IN RANGE?

With practice, you can learn to more accurately judge distances in the marsh.



Almost every hunter has done it: shot and injured a bird that was out of range. Fortunately, there is a simple way to improve your distance-judging ability before you get out into the marsh.

“Your odds of making a clean kill are higher if the duck, goose or swan is within 40 yards,” says Gary Cook, hunter education coordinator for the Division of Wildlife Resources.

Cook says steel pellets are light and start to slow down at around 40 yards. At that point, they don’t retain enough energy to make clean kills.

Assessing the distance

Cook offers a simple way to gauge distance and improve your shooting:

- Find an area that’s at least 50 yards long and place four regular-sized duck decoys 20, 30, 40 and 50 yards from your starting point.
- If you don’t have four regular-sized decoys, four pieces of cardboard cut 21 inches long by 4 inches high (the size of a medium-sized duck) will also work.
- After placing your targets, go back to your starting point, bring your unloaded shotgun

to your shoulder and aim it at the target that’s 20 yards away. Notice how big your barrel looks in relation to the size of the target. Then aim at the targets that are 30, 40 and 50 yards away.

“By aiming at the target that’s 50 yards away, you get a good idea of what a bird looks like at that distance,” Cook says.

Practice this exercise enough and you’ll start to know how birds should look when you view them over your barrel at different distances in the marsh.

Patterning your gun

Patterning shotguns is another important thing Cook says every waterfowl hunter should do.

To pattern your gun, find a place where guns are allowed and where you can shoot safely. Place a piece of cardboard or plywood 40 yards from your shooting position and draw a 30-inch circle (30 inches in diameter) on your target. Then, go back to your starting position, load your shotgun with the same types of shells you use to hunt

waterfowl and shoot at the middle of the circle.

At a distance of 40 yards, Cook says most of your pellets should be inside the 30-inch circle. "If your pellets don't hit within the circle, you probably don't have enough pellets in your pattern to cleanly kill a duck, goose or swan at 40 yards," he says.

There are two things you can do to increase the number of pellets in your pattern:

- Change to a tighter choke. For example, if you're using a modified choke, switch to a full choke.
- If you notice gaps in your pattern (areas within the circle without pellets) and you're shooting shells that you or someone else has reloaded, you might need to change your shot size or try different ammunition.

Cook emphasizes that hunters should shoot at birds only if they're within range. "If you try to hit a bird that's too far away, there's a much greater chance the bird will be wounded or difficult to find," he says.

Waterfowl hunting fees

Resident license fees

Hunting license* (under 14 years old)	\$11
Hunting license*	\$26
Combination license *	\$30

Nonresident license fees

3-day small game license	\$25
Hunting license*	\$65
Combination license*	\$80


Stamp fees

Federal migratory bird hunting and conservation stamp (available at U.S. Post Offices and some license agents)	\$15
---	------

Swan application handling fee (nonrefundable)	\$10
--	------

* Hunting and combination licenses are now valid for 365 days from the day you buy them.

PROTECT WILDLIFE HABITAT



THIS IS A COOPERATIVE PROGRAM BETWEEN:



Use of certified noxious weed-free hay and straw is required on all Federal and State Trust Lands

Contact your County Extension Agent for weed-free alternatives and available sources or go to <http://ag.utah.gov> -> Weed Free Hay

Vehicles, ATVs and trailers should be weed-free upon entering Federal and State Trust Lands.

Report weed infestations to local land management office.

YOU NEED A HIP NUMBER

Registering for a HIP number is easy, and it's required to hunt migratory game birds.

The Division reminds you that you need a Migratory Game Bird Harvest Information Program (HIP) number for the 2008–2009 season if you plan on hunting waterfowl this fall.

Your HIP number from last season won't work.

"I think our new 365-day licenses may have caused some confusion," says Tom Aldrich, migratory game bird coordinator for the Division.

"Even if the license you bought last season will still be valid for part of this season, your HIP number from last season isn't valid. You need to get a new HIP number every season."

Don't get too many

While some hunters aren't getting a new HIP number every season, others hunters are getting too many. Aldrich offers the following reminders:

- If you obtained a HIP number after Feb. 1, 2008, your number will be valid through the entire 2008–2009 season. You won't need to get a new HIP number until March 11, 2009.
- If your 365-day license expires during the season, and you buy a new license, simply transfer the HIP registration number from your expired license to your new license. You don't need to get another HIP number for the 2008–2009 season.

It's easy

If you haven't obtained your HIP number for the 2008–2009 season, it's easy to get one. Just log onto www.uthip.com or call 1-877-UTAH-744

(1-877-882-4744).

If you have questions or need help obtaining your HIP number, call 1-800-368-4683.

You'll need your hunting license to register, so make sure you have it with you before you log onto the Web or call. It only takes about 10 minutes to register.

E-mail reminders

When you register at www.uthip.com, you can check a box to receive reminder e-mails before the next season begins.

Starting in March, you'll receive one e-mail reminder per month. The reminders will continue through July or stop as soon as you register for a current HIP number.

The private contractor that handles HIP registration for the Division will also enter everyone who registers by Aug. 1 into a drawing for a hunting-related prize.

"The e-mail reminders you'll receive aren't spam," Aldrich says. "They're a good reminder to get your HIP number before next year's season. And you might even win a prize for signing up early."

Provides valuable information

The U.S. Fish and Wildlife Service started the HIP in the mid-1990s. The program provides biologists with valuable information that helps them manage the nation's migratory game bird populations.

BATTLING PHRAGMITES, RESTORING HABITAT

Biologists spray and burn 3,600 acres of invasive plants.

In 2008, the Utah Division of Wildlife Resources marked the third year of its long-term effort to control phragmites (pronounced frag-mite-ees) along the eastern shore of the Great Salt Lake.

Phragmites is a tall, aggressive plant that outcompetes native marsh plants and eliminates waterfowl habitat. In some cases, phragmites forms dense, impenetrable thickets that reach heights of up to 13 feet.

“What we are trying to do is stop them from spreading,” says Randy Berger, wetlands manager for the Division. “We’re also working to reclaim the areas the phragmites have invaded and make them good areas for waterbirds, ducks and geese again.”



A three-year process

It takes three years to treat an area that has phragmites. In the fall of the first year, an airplane flies low over phragmites thickets and sprays them with a chemical compound.

If conditions are right, biologists burn the treated areas during the spring of the second year. They follow up in the fall with another application of the chemical spray.

During the third year, biologists chemically treat the plants one last time. Each year, about 3,600 acres of phragmites are at some point in this three-year cycle.

Swift improvement

This year is the final year of treatment for phragmites in the Harold Crane and Farmington Bay waterfowl management areas. And Berger says you can already see a huge difference, “There is some beautiful habitat now, nice little ponds and open pockets of water. It’s exactly what the ducks and other waterbirds need.”

Over the next nine years, the Division plans to remove almost 12,000 additional acres of phragmites growth from other waterfowl management areas.

LICENSE, STAMP AND HIP NUMBER REQUIREMENTS

Obtaining the proper hunting license and a Migratory Bird Harvest Information Program (HIP) number are the first steps to hunting waterfowl in Utah. Depending on your age, you may also need a federal migratory bird hunting and conservation stamp. This section provides information about each of these items and how to obtain them.

Hunting and combination licenses

Utah Code § 23-19-1

You must purchase either a hunting license or a combination license to hunt waterfowl in Utah. Here's the difference between the two licenses:

- A hunting license allows you to hunt small game, including waterfowl and upland game.
- If you like to fish, you may want to buy a combination license. A combination license allows you to fish and hunt small game in Utah.

Adults must accompany young hunters

Utah Code § 23-20-20

While hunting with any weapon, a person under 14 years old must be accompanied by his or her parent, legal guardian or other responsible person who is 21 years of age or older and who has been approved by the parent or guardian.

A person at least 14 years old and under 16 years old must be accompanied by a person 21 years of age or older while hunting with any weapon.

The Division encourages adults to be familiar with hunter education guidelines or to complete the hunter education course before accompanying youth into the field.

While in the field, the youth and the adult must remain close enough for the adult to see and provide verbal assistance to the young hunter. Using electronic devices, such as walkie-talkies or cell phones, does not meet this requirement.

When you buy a combination license, you also get a price break compared to buying your hunting and fishing licenses separately.

Licenses are available at wildlife.utah.gov and from license agents and Division offices. You must carry your license with you while you're hunting, and you cannot alter your license, or transfer or lend it to another person.

If you want to hunt a swan in Utah, you will also need to apply for and obtain a swan permit.

Stamp requirements

Utah Admin. Code R657-9-3

In addition to your hunting license, if you're 16 years old or older, you must obtain a federal migratory bird hunting and conservation stamp. This stamp is commonly referred to as a "duck stamp." You can purchase a duck stamp from a license agent, from your local post office or by phone.

Note: an incorrect phone number was printed on the back of this year's duck stamp. The correct number is 1-800-STAMP24 (1-800-782-6724). You can call this number to order additional duck stamps over the phone.

After you buy your stamp, you must validate it by signing your name in ink across the face of the stamp. You must also carry your stamp with you while you're hunting (most hunters place their stamp on the back of their hunting license).

If you're 15 years of age or younger, you do not need a federal duck stamp to hunt waterfowl, but if you turn 16 during the season, you must buy a stamp to hunt the remainder of the season.

Migratory bird HIP registration

50 CFR 20.20 and Utah Admin. Code R657-9-35

In addition to your license (and your duck

stamp, if required) you must obtain a Migratory Game Bird Harvest Information Program (HIP) registration number every season.

The number you obtained last season isn't valid for this season.

You can obtain your HIP number one of two ways:

1. Register at www.uthip.com.
2. Call 1-877-UTAH-744 (1-877-882-4744). If you have questions or need help obtaining your HIP number, please call 1-800-368-4683.

The HIP number you obtain for the 2008–2009 season is valid from Feb. 1, 2008 until March 10, 2009.

If your 365-day license expires during the season, and you buy a new license, simply transfer the HIP registration number from your expired license to your new license. You do not need to get another HIP number for the 2008–2009 season.

Age requirements

Utah Code § 23-19-24

In 2006, the Utah legislature removed the minimum age at which a person can hunt waterfowl. This change means that anyone who has passed a Division-approved hunter education course can hunt waterfowl in Utah, regardless of age.

Some young hunters must be accompanied by an adult while in the field. To learn more, see the information box on the previous page.

Hunter education requirements

Utah Code § 23-19-11 and Utah Admin. Code R657-23

If you were born after December 31, 1965, and want to buy a hunting license or obtain a swan permit, you must provide proof that you've passed a hunter education course approved by the Division.

The Division and its license agents will accept the following as proof that you've completed

Asian bird flu: update and safety tips

The virus that causes the Asian strain of highly pathogenic avian influenza in wild birds has not been detected in Utah or anywhere in North America.

However, as part of a national effort to detect the virus in wild birds, a surveillance program will continue in Utah. The Division is among several state and federal agencies monitoring bird populations.

"We're concerned about the Asian strain of avian influenza arriving here, but even if it does, people shouldn't panic," says Leslie McFarlane, wildlife disease specialist for the Division. "As long as hunters take some simple precautions, they should be fine."

McFarlane notes that you can greatly reduce your risk of contracting avian influenza or any other wildlife disease:

- Do not harvest any bird that appears sick, and do not pick up diseased or dead birds.
- Do not handle or eat sick birds.
- Keep your game birds cool, clean and dry.
- Wear rubber or disposable latex gloves while handling and cleaning your birds. After cleaning the birds, wash your hands with soap and water, and thoroughly clean all knives, equipment and surfaces that came in contact with the birds. You can disinfect these items by using a solution that's 90 percent water and 10 percent chlorine bleach.
- All birds should be cooked thoroughly (well done or at 160° F).
- Do not eat, drink or smoke while handling your birds.

For more information about avian influenza, please visit: wildlife.utah.gov/diseases/avian_influenza.php.

hunter education: a certificate of completion of a hunter education course (this certificate is called a “blue card” in Utah) or a hunting license with your hunter education number noted on the license.

If you become a Utah resident, and you’ve completed an approved hunter education course in another state, province or country, you must obtain a Division-issued blue card in order to buy a resident hunting or combination license. You can obtain a Utah blue card at any Division office by providing proof that you’ve completed a Division-approved hunter education course. The card costs \$10.

For more information on how to complete Utah’s hunter education course, see the adjacent information box or visit wildlife.utah.gov/hunter-education.

Hunting accommodations for people with disabilities

Utah Admin. Code R657-12

If you have certain physical disabilities, you may qualify for special hunting accommodations in Utah. For a complete copy of these regulations (Utah Admin. Code R657-12) visit wildlife.utah.gov/rules or call any Division office.

It’s required: Hunter education

If you were born after 1965, you must take and successfully complete the state’s hunter education course. It’s an easy process:

1. Obtain a hunter education registration certificate. Each certificate costs only \$10, and you can obtain them online at wildlife.utah.gov or over the counter from the Division or a license agent.

2. Register for a class with your local hunter education instructor.

3. Take your registration certificate to your instructor on the first night of class.

4. Successfully complete the course—your instructor will then validate your certificate. The validated certificate serves as your hunting license.

Note: Both the registration certificate and the corresponding hunting license are valid for 365 days from the date of purchase. The license enables you to apply for or obtain permits in the Division’s hunt drawings. In order to maximize your hunting opportunities, you should register for and complete the hunter education course as soon as possible after purchasing your registration certificate.

After completing the course, you will receive your official hunter education card (commonly known as the “blue card”) by mail. It will be sent to the address listed on your registration certificate. This card certifies that you passed hunter education.

You should also keep the following in mind:

- Hunter education students under the age of 16 must be accompanied by an adult while hunting.
- Regardless of when a student graduates, all hunting regulations (such as season limits and bag dates) will apply.
- Students who are planning to hunt out of state should allow enough time for their hunter education card to arrive in the mail.

For more information, visit wildlife.utah.gov/huntereducation, contact your local Division office or call (801) 538-4727.

SWAN HUNTING

Utah is one of the few places in the country where you can experience the thrill that comes from hunting swans. This section provides some important reminders for those who drew a swan permit for 2008. You will also find information about some exciting changes planned for the 2009 season, including group hunting and the opportunity to apply for swan preference points.

2008 swan hunting reminders

Before you can hunt swans, you must obtain a swan permit; a Utah hunting or combination license, or a Utah non-resident three-day small game license; a HIP number; and, if you're 16 years of age or older, a federal duck stamp.

If your license expires before the swan season ends, you'll have to buy a new license to hunt the remainder of the season.

A total of 2,000 permits are issued each year. These permits are almost always taken in the swan drawing. In 2008, a total of 4,345 hunters applied for swan permits.

Tagging swans

Utah Code § 23-20-30 and Utah Admin. Code R657-9-6

After you've taken a swan, you must tag the swan before you move the carcass from or leave the site of the kill.

To tag a swan, completely detach the tag from your swan permit and completely remove the notches that correspond with the month and day the swan was taken. Then attach the tag to the carcass so the tag remains securely fastened and visible.

Your swan tag also includes a notch that indicates the sex of the bird, but you do not need to remove this notch; you only need to remove the notches that indicate when the bird was taken.

You may not remove more than one notch indicating the month or day the swan was taken, or tag more than one swan using the same tag. Also, you may not hunt or pursue swans after any of the notches have been removed from the tag or the tag has been detached from your permit.

Getting your swan examined

Utah Admin. Code R657-9-7

You must bring the tagged swan or its head to a Division office—or the Bear River Migratory Bird Refuge office—within three days of taking the swan. A staff person will examine the swan's head and assist you in completing your swan questionnaire. This visit provides biologists with valuable information about swans in Utah.

Completing a swan questionnaire

Utah Admin. Code R657-9-7

If you obtain a swan permit, you must complete and submit a swan questionnaire by Jan. 13, 2009—even if you don't end up hunting or you don't harvest an animal. If you do harvest a swan, a Division biologist will complete your questionnaire as part of the post-harvest examination that is required of all successful swan hunters.

The questionnaire is available at *wildlife.utah.gov*. You can also complete it by calling 1-800-221-0659.

It's important to comply with the requirements listed above. If you miss the Jan. 13 deadline, you will be ineligible to apply for a 2009 swan permit unless you:

- Get the head of your harvested swan examined at a Division office
- Complete and submit a late questionnaire
- Pay a \$50 late fee
- Complete the swan orientation course again

Of course, if you did not harvest a swan, you would only be required to complete the last three items before applying for your 2009 swan permit.

Applying for a swan permit

To apply for a swan permit, you must first complete a one-time swan hunting orientation course. After you've taken the course, you don't have to take it again as long as you follow the rules listed in the Getting your swan examined and Completing a swan questionnaire sections above.

Swan orientation course

The swan orientation course provides information about swans, including information that will help you identify tundra swans and trumpeter swans in flight. Both are legal to take, but the Division encourages you to avoid shooting trumpeter swans. The course is available online at sci-nevada/utswancourse and takes about 30 minutes to complete. Even if you don't plan on hunting swans, the Division encourages you to take the course.

Application period for 2009 season

Utah Admin. Code R657-9-4 and R657-42

Applications for swan permits for the 2009 season will be accepted starting in early September 2009. Fifteen percent of the permits are reserved for hunters who will be 15 years old or younger on the first day of the 2009 swan season. Please visit wildlife.utah.gov at the start of September 2009 for the latest information.

Application fees

Utah Admin. Code R657-9-4

There is a nonrefundable \$10 handling fee for each swan permit or preference point you apply for. Handling fees and any donations you've authorized will be charged to your credit or debit card when you apply.

You can use American Express, Discover, MasterCard and VISA credit or debit cards as payment, and they must be valid through November 2009. You can also use a pre-paid credit card. If you have questions about using a pre-paid credit card, check with your financial institution for more information.

**Helping wildlife
makes you look good.**

(Now your car wants a turn.)



Utah

GOWILD

ENSURING WILDLIFE'S FUTURE

 wildlife.utah.gov

Group applications

Utah Admin. Code R657-9-4

Instead of applying as an individual hunter, you and your friends and family can apply together as a group. Both residents and nonresidents can apply together.

If permits are not available for everyone in your group, the entire group will not be allowed to draw for that hunt unit. Up to four hunters can apply together for swan permits.

Please remember that if you're a youth, and you want to be included among those who draw for the swan permits reserved for youth, you must apply as an individual hunter. Do NOT apply as part of a group.

When you apply, all fees for all applicants in your group must be charged to one credit or debit card. If your group is successful in the drawing, all of the applicants in your group who have valid applications will receive a permit.

Preference points

Utah Admin. Code R657-9-37

Beginning in the 2009 season, hunters will have the opportunity to apply for swan preference points.

Preference points ensure that applicants who are unsuccessful—or those who choose to apply only for a preference point—will have a better chance of obtaining a permit in next year's swan drawing.

A preference point is awarded for each unsuccessful swan application.

An individual who does not want to hunt swan in the current year may apply for a preference point only by inserting the appropriate hunt choice code (SWN) on the application and paying the \$10-per-point handling fee. The application period will take place in early September 2009.

If you are eligible for a swan permit, you are eligible to apply for a preference point. You cannot, however, apply for *both* a permit and a preference point in the same season.

A preference point will not be issued if you are successful in drawing a swan permit.

You will not have to surrender your preference points if you obtain a permit that remains available after the swan drawing is over.

How your preference points work in the drawing

In the drawing, swan applications are sorted into groups by the number of preference points—a 4-preference-point group, a 3-preference-point group and so on—from highest to lowest. Within each group of preference points, the applications are then sorted from lowest to highest draw numbers. Permits are awarded in order, based on the hunt choice selected.

Preference points are averaged and rounded down when two or more applicants apply as a group. For example, if hunter A with three preference points and hunter B with zero preference points apply as a group, the preference points are averaged (1.5) and rounded down to one. This process will determine in which group of preference points your application will be considered. Hunters with one preference point will be considered only after all groups or individuals with two or more preference points and before all groups or individuals with zero preference points.

You may surrender your swan permit before the season opens in order to reinstate your preference points, including a preference point for the current year (just as if you had not drawn a permit).

You cannot apply for a swan permit or preference point if you are currently under wildlife license suspension.

A complete copy of these regulations (R657-9-37) can be found online at wildlife.utah.gov/rules.

FIELD REQUIREMENTS

Utah Code § 23-20-25

While hunting waterfowl in Utah, there are several requirements you must keep in mind to protect yourself and the resource. Please be familiar with the requirements for carrying and using shotguns, the different types of hunting methods that may and may not be used and what you're required to do with any waterfowl you take.

To help the Division fulfill its responsibility as trustee and custodian of Utah's wildlife, Division conservation officers monitor the taking and possession of wildlife, and the required licenses and firearms and equipment used for hunting. Hunters should expect to encounter conservation officers and biologists checking hunters in the field and at checkpoints.

If you're contacted by a conservation officer, you must provide the officer with the items he or she requests, including any licenses required for hunting, any devices used to participate in hunting and any game that you've taken.

Firearms and archery tackle

Several rules apply to the type of shotguns and archery tackle that may be used to take waterfowl in Utah.

Weapon requirements

50 CFR 20.21 and Utah Admin. Code R657-9-9

You may take migratory game birds only with a shotgun that's no larger than 10 gauge or with archery tackle (you may not take waterfowl with a crossbow, however). Also, the shotgun you use cannot be capable of holding more than three shells (one in the chamber and two in the magazine).

Many shotguns can hold more than two shells in the magazine, but making these guns legal for waterfowl hunting is easy. An inexpensive item, called a "shotgun plug," comes with most shotguns or you can purchase one at most sporting goods stores. Place the plug in the magazine of your gun, and your gun should not be capable of holding more than two shells in the magazine.

Nontoxic shot and use of firearms and archery tackle

50 CFR 20.21(j) and Utah Admin. Code R657-9-10 and R657-9-11

A shotgun with nontoxic shot is the only firearm and ammunition you may have in your possession while hunting waterfowl or coot in any area of the state. (To learn what nontoxic shot is, please see page 30 of this guide.) In addition, nontoxic shot is the only shot you may have in your possession while visiting or hunting any species of wildlife on federal refuges, the Scott M. Matheson wetland preserve, and the following waterfowl management areas:

- Box Elder County—Harold S. Crane, Locomotive Springs, Public Shooting Grounds and Salt Creek
- Daggett County—Brown's Park
- Davis County—Farmington Bay, Howard Slough and Ogden Bay
- Emery County—Desert Lake
- Juab County—Mill Meadows
- Millard County—Clear Lake and Topaz Slough
- Sanpete County—Manti Meadows
- Tooele County—Blue Lake and Timpie Springs
- Uintah County—Stewart Lake
- Utah County—Powell Slough
- Wayne County—Bicknell Bottoms

- Weber County—Ogden Bay and Harold S. Crane

You may not possess a firearm or archery tackle on any of the areas listed above any time of the year except during the specified waterfowl hunting seasons or as authorized by the Division.

The firearm restrictions in this section do not apply to concealed firearm permit holders carrying a concealed weapon in accordance with Title 53, Chapter 5, Part 7 of the Utah Code. Please see Utah Code § 76-10-504 at wildlife.utah.gov/rules for more information.

Loaded firearms in a vehicle

Utah Code §§ 76-10-502 and 76-10-505

You may not carry a loaded firearm in or on a vehicle. A shotgun is considered loaded when an unfired shell is in the firing position.

A muzzleloading firearm is considered loaded when it is capped or primed and has a powder charge and ball or shot in the barrel or cylinders.

Areas where you can't discharge a firearm

Utah Code § 76-10-508

You may not discharge a dangerous weapon or firearm under any of the following circumstances:

- From a vehicle
- From, upon or across any highway
- At power lines or signs
- At railroad equipment or facilities, including any sign or signal
- Within Utah state park camp or picnic sites, overlooks, golf courses, boat ramps or developed beaches
- Without written permission from the owner or property manager, within 600 feet of:
 - A house, dwelling or any other building
 - Any structure in which a domestic animal is kept or fed, including a barn, poultry yard, corral, feeding pen or stockyard

Are you allowed to possess a weapon?

Utah Code § 76-10-503

It is illegal under Utah Code Section 76-10-503 to possess or use a firearm, muzzleloader, archery tackle or any other dangerous weapon if you:

- Have been convicted of or are under indictment for any felony offense;
- Are on probation or parole for a felony offense;
- Are on parole from a secure facility;
- Have been adjudicated delinquent (juvenile) in the last seven years of an offense that, if committed by an adult, would have been a felony;
- Are an unlawful user of a controlled substance;
- Have been found not guilty by reason of insanity for a felony offense;
- Have been found mentally incompetent to stand trial for a felony offense;
- Have been adjudicated mentally defective as provided in the federal Brady Handgun Violence Prevention Act;
- Have been committed to a mental institution;
- Are an alien who is illegally in the United States;
- Have been dishonorably discharged from the armed forces; or
- Have renounced your United States citizenship.

The purchase or possession of any hunting license, permit, tag or certificate of registration from the Division does not authorize the holder to legally possess or use a firearm, muzzleloader, archery tackle or any other dangerous weapon while hunting if they are otherwise restricted from possessing these weapons under Section 76-10-503.

State parks

Utah Admin. Code R657-9-32 and R651-614

Hunting any wildlife is prohibited within the boundaries of all state park areas, except those designated open to hunting by the Division of Parks and Recreation in Utah Admin. Code R651-614-4.

In park areas that are designated open to hunting, you are not permitted to use shotguns or archery tackle within one-quarter mile of all park facilities, including buildings, camp or picnic sites, overlooks, golf courses, boat ramps and developed beaches.

In addition to the rules above, the Great Salt Lake Marina and posted areas adjacent to the marina are closed to hunting.

Waterfowl hunting, including the retrieval of downed birds, is also prohibited on all of Antelope Island except for the following areas:

- 100 yards beyond the existing shoreline from the Fielding Garr Ranch, proceeding around the north end of the island and then south to Elephant Head; and
- below the upland vegetation line of the island from the Fielding Garr Ranch, proceeding around the south end of the island and then north to Elephant Head.

Hunting methods

Several rules apply to the methods that may be used to hunt waterfowl in Utah.

Use of boats, and airborne and land vehicles

50 CFR 20.21(e) and Utah Admin. Code R657-9-12

You may use a boat to hunt waterfowl if you obey the following rules:

- Migratory game birds may not be taken from any motorboat, or craft that has a motor attached to it, unless the motor has been completely shut off and the motorboat or craft has stopped moving.
- Migratory game birds may not be taken from a sailboat unless the boat's sails are furled and the boat has stopped moving.

You may use any of these crafts under power to retrieve dead or crippled birds, but you may not shoot crippled birds from a craft if its motor is still running.

Also, you may not use any of the crafts listed above, or any type of motor-driven land, water or air transportation, to concentrate, drive, rally or stir up migratory birds.

Airboats and personal watercraft

Utah Admin. Code R657-9-13

Air-thrust or air-propelled boats and personal watercraft are not allowed in designated parts of the following waterfowl management or federal refuge areas:

- Box Elder County: Box Elder Lake, Bear River, that part of Harold S. Crane within one-half mile of all dikes and levees, Locomotive Springs, Public Shooting Grounds and Salt Creek, and that part of the Bear River Migratory Bird Refuge north of the "D" line dike, and outside Units 1, 3, 4 and 5 as posted.
- Daggett County: Brown's Park
- Davis County: Howard Slough, Ogden Bay and Farmington Bay within diked units or as posted.
- Emery County: Desert Lake
- Millard County: Clear Lake and Topaz Slough
- Tooele County: Timpie Springs
- Uintah County: Stewart Lake
- Utah County: Powell Slough
- Wayne County: Bicknell Bottoms
- Weber County: Ogden Bay within diked units or as posted, and all of the Harold S. Crane Waterfowl Management Area

The term "personal watercraft" means a motorboat that is:

- less than 16 feet in length;
- propelled by a water jet pump; and
- designed to be operated by a person sitting, standing or kneeling on the vessel, rather than sitting or standing inside the vessel.

Restrictions on motorized boats

Utah Admin. Code R657-9-14

Portions of three WMAs have been set aside for hunters who enjoy walking or paddling nonmotorized boats into the marsh. Motorized boats, which are boats with a motor of any kind, including a gas engine or an electric motor, are not allowed in the following areas:

- Harold S. Crane: Rainbow Pond Unit and the main East Pond Unit
- Farmington Bay, South Crystal Unit
- Public Shooting Grounds, Pintail Unit.

In addition: motorized boats are allowed in the Ogden Bay, Unit 3 main impoundment, but motorized boats in this impoundment are restricted to slow, wakeless boating speeds only.

Motorized vehicle access on waterfowl management areas

Utah Admin. Code R657-9-14

Motorized vehicle travel on state waterfowl management areas is restricted to county roads, improved roads and parking areas.

Off-highway vehicles are not permitted on state waterfowl management areas, except in areas that are marked or posted open to their use.

Off-highway vehicles are not permitted on the Bear River Migratory Bird Refuge.

Waterfowl blinds on waterfowl management areas

Utah Admin. Code R657-9-36

You can construct and use waterfowl blinds on Division waterfowl management areas (WMAs) as long as you obey the following rules:

- Waterfowl blinds may not be left unattended overnight unless they're constructed entirely of non-woody, vegetative materials that naturally occur where the blind is located.
- Live or dead-standing trees and shrubs on WMAs may not be cut or damaged unless the Division gives express, written permission to do so.
- Soil or rock, above or below the water's surface, may not be excavated on a WMA

unless the Division gives express, written permission to do so.

- Rock and soil material may not be transported to a WMA to construct a blind.
- Waterfowl blinds may not be constructed or used in any area or manner that obstructs vehicle or pedestrian travel on dikes.

Waterfowl blinds that are constructed or maintained on WMAs in violation of the rules above may be removed or destroyed by the Division without notice.

The restrictions above do not apply to the following WMA areas:

- Farmington Bay Waterfowl Management Area—west and north of Unit 1, Turpin Unit and Crystal Unit.
- Howard Slough Waterfowl Management Area—west and south of the exterior dike separating the WMA's fresh water impoundments from the Great Salt Lake.
- Ogden Bay Waterfowl Management Area—west of Unit 1, Unit 2, and Unit 3.
- Harold S. Crane Waterfowl Management Area—one half mile north and west of the exterior dike separating the WMA's fresh water impoundments from the Willard Spur.

Other important rules: In addition to the rules above, two other important rules apply to waterfowl blinds on WMAs and other state lands that are open to public hunting:

- Any person may use any unoccupied, permanent waterfowl blind. Waterfowl blinds on state lands are open on a first-come, first-served basis to everyone, not just to the person who built the blind.
- You cannot leave waterfowl blinds or decoys unattended overnight to reserve that spot.

Sinkbox

50 CFR 20.21(c) and Utah Admin. Code R657-9-15

You cannot take migratory game birds from any type of low floating device that allows you to be concealed beneath the surface of the water. Called "sink boxes," these devices float on the water, but they float barely above the water's

Boating laws and rules

Waterfowl hunters in Utah should be familiar with Utah's boating laws and rules. A complete copy of the laws and rules is available at www.stateparks.utah.gov.

Some highlights:

- You must carry at least one properly fitted U.S. Coast Guard approved Type I, II, III or V personal floatation device (PFD) for every person on board your vessel. Every person 12 years of age or younger must wear the PFD whenever they're on the vessel.
- Your motorboat must display appropriate navigation lights while you're on the water between sunset and sunrise. Manually propelled boats may use a white light, ready at hand, which can be displayed in sufficient time to prevent a collision with another boat. Bright white lights on the front of your boat make it difficult for other hunters to see your navigation lights. Spotlights should be used intermittently, to locate potential hazards, and should not be left on constantly.
- You may not exceed a wakeless (idle) speed when you're within 150 feet of another boat, a person in or floating on the water, a launching ramp, a dock or in an area designated as a wakeless speed area.
- Airboats operated on the Great Salt Lake and refuges adjacent to the lake must have on board a compass and one of the following: approved flares, a strobe light or other visual distress signal.
- All motorboats, including those with electric motors, must be registered and numbered.

surface. You may not hunt from sink boxes. You may hunt from boxes, blinds or culverts that are attached to the bottom of the body of water you are hunting, however.

Using dogs to hunt

Utah Admin. Code R657-9-30

Dogs may be used to locate and retrieve waterfowl during open hunting seasons.

Dogs are not allowed on state wildlife management or waterfowl management areas, except during open hunting seasons or as posted by the Division.

Live decoys

50 CFR 20.21(f) and Utah Admin. Code R657-9-16

You may not use live birds as decoys.

Also, you may not take migratory game birds from an area where tame or captive live ducks or geese are present. The only exception is if the tame or captive live ducks or geese are—and have been—confined for at least 10 consecutive days before you take the migratory game birds. The area of confinement must substantially reduce the sound of the tame or captive birds' calls. It must also totally conceal the birds from the sight of wild migratory waterfowl.

Amplified bird calls

50 CFR 20.21 (g) and Utah Admin. Code R657-9-17

You may not use recorded or electronically amplified bird calls or sounds, or recorded or electronically amplified imitations of bird calls or sounds.

Baiting

50 CFR 20.21 (i) and Utah Admin. Code R657-9-18

Baiting is an illegal activity that involves the spreading of shelled, shucked or unshucked corn, wheat or other grain, or salt or other feed, to lure, attract or entice birds to an area. You may not hunt waterfowl, snipe or coots by baiting. You also cannot hunt on or over any baited area if you know, or reasonably should know, that the area is or has been baited. An area is considered

to be a baited area for 10 days after the bait has been removed from the area, or for 10 days after the bait in the area has been eaten.

You may not take waterfowl or coots on or over lands or areas where grain or other feed has been distributed or scattered as the result of the manipulation of an agricultural crop or other feed on the land where grown (for example, a farmer shredding corn in a field and letting the corn remain where it fell). You may take snipe on or over these areas, however.

You also may take waterfowl, snipe and coots on or over the following lands or areas, as long as these areas have not been baited:

- standing crops or flooded standing crops (including aquatics); standing, flooded or manipulated natural vegetation; flooded harvested croplands; or lands or areas where seeds or grains have been scattered solely as the result of a normal agricultural planting, harvesting, post-harvest manipulation (for example, a farmer working his land after the harvest is over) or normal soil stabilization practice (for example, a farmer planting a cover crop to protect the soil during the winter);
- from a blind or other place of concealment camouflaged with natural vegetation;
- from a blind or other place of concealment camouflaged with vegetation from agricultural crops, as long as such camouflaging does not result in the exposing, depositing, distributing or scattering of grain or other feed; or
- standing or flooded standing agricultural crops where grain is inadvertently scattered solely as a result of a hunter entering or exiting a hunting area, placing decoys or retrieving downed birds.

Falconry

Utah Admin. Code R657-9-34

If you are interested in hunting waterfowl or coots with a falcon, you must obtain a hunting or combination license, a HIP number, a federal

migratory game bird stamp and a falconry certificate of registration (COR).

The areas open and the bag and possession limits for falconry are listed on page 28.

Legal falconry hours for waterfowl hunting are one-half hour before official sunrise until official sunset.

Closed areas

Utah Admin. Code R657-9-32

Unless you have prior permission from the Division, you may visit state waterfowl management areas (WMAs) only during the hunting season or for other activities for which the WMAs have been posted open. While you're on a WMA, you may not participate in activities that are prohibited on the WMA.

In addition to the rules above, the following areas are closed to the taking, hunting, shooting at or rallying of waterfowl, snipe or coot:

- Brown's Park WMA—the part adjacent to the headquarters.
- Clear Lake WMA—Spring Lake.
- Desert Lake WMA—the part known as "Desert Lake."
- Farmington Bay WMA—the headquarters and learning center area; within 600 feet of dikes and roads accessible by motorized vehicles; and the waterfowl rest area in the northwest quarter of Unit 1 as posted.
- Goshen Warm Springs WMA
- Ogden Bay WMA—the headquarters area.
- Public Shooting Grounds WMA—the part that lies above and adjacent to the Hull Lake Diversion Dike known as "Duck Lake."
- Salt Creek WMA—the part known as "Rest Lake."
- State Parks—Hunting of any wildlife is prohibited within the boundaries of all state park areas except those designated open (Utah Admin. Code R651-614-4).
- Great Salt Lake Marina and adjacent areas as posted.
- Millard County—Gunnison Bend Reservoir and the inflow upstream to the Southerland

Bridge.

- Salt Lake International Airport—Hunting and shooting is prohibited. Hunting or shooting on the airport or its related or controlled properties is not allowed without the express, prior written approval of the airport director (Salt Lake City, UT, ORD. Sec. 16.12.325).

The following areas are also closed to trespass of any kind:

- Clear Lake WMA—Spring Lake.
- Desert Lake WMA—the part known as “Desert Lake.”
- Farmington Bay WMA—the waterfowl rest area in the northwest quarter of Unit 1 as posted.
- Public Shooting Grounds WMA—the part that lies above and adjacent to the Hull Lake Diversion Dike known as “Duck Lake.”

Trespassing

Utah Code § 23-20-14 and 23-20-3.5

While taking wildlife or engaging in wildlife-related activities, you may not do any of the following activities:

- Enter upon privately owned land that is cultivated or properly posted without the permission of the owner or the person in charge of the land
- Refuse to immediately leave the private land if requested to do so by the owner or person in charge
- Obstruct any entrance or exit to private property

“Cultivated land” is land that is readily identifiable as land whose soil is loosened or broken up for the raising of crops, land used for the raising of crops, or a pasture that is artificially irrigated.

“Permission” means written authorization from the owner or person in charge to enter upon private land that is cultivated or properly posted. Permission must include all of the following details:

- The signature of the owner or person in

charge

- The name of the person being given permission
- The appropriate dates
- A general description of the land

“Properly posted” means that “No Trespassing” signs—or a minimum of 100 square inches of bright yellow, bright orange or fluorescent paint—are displayed at all corners, on fishing streams crossing property lines, and on roads, gates and rights-of-way entering the land. If metal fence posts are used, the entire exterior side must be painted.

You may not post private property you do not own or legally control or land that is open to the public as provided by Utah Code § 23-21-4. In addition, it is unlawful to take protected wildlife or their parts while trespassing in violation of Utah Code § 23-20-14.

You are guilty of a class B misdemeanor if you violate any provision described in this section. Your license, tag or permit privileges may also be suspended.

Possession and transportation

Once you’ve taken a migratory game bird, several rules apply to the use of the game you’ve taken.

During closed season

50 CFR 20.32 and Utah Admin. Code R657-9-19

You may not possess any freshly killed migratory game birds when the hunting season is closed.

Live birds

50 CFR 20.38 and Utah Admin. Code R657-9-20

You may not possess or transport live migratory game birds. You must immediately kill any migratory game bird you wound and include it in your bag limit.

A hunting license does not give you authority to possess live migratory game birds. More infor-

mation about the possession of live migratory game birds is found in Utah Admin. Code R657-4 at wildlife.utah.gov/rules.

Waste of migratory game birds

50 CFR 20.25, Utah Code § 23-20-8 and Utah Admin. Code R657-9-21

You may not waste any migratory game birds or permit them to be wasted or spoiled. (Waste means to abandon migratory game birds or to allow them to spoil or be used in a manner not normally associated with their beneficial use. For example, using the meat as fertilizer or for trapping bait is not considered a beneficial use.)

In addition, you may not kill or cripple any migratory game bird without making a reasonable effort to immediately retrieve it. Any migratory game bird that you wound must be immediately killed and included in your bag limit.

Termination of possession

50 CFR 20.39 and Utah Admin. Code R657-9-22

Birds that you have taken are no longer in your possession once you've delivered the birds to another person as a gift, or once you've taken the birds to a migratory bird preservation facility (i.e., a facility where birds are taken to be cleaned and prepared for the table) or to a post office or common carrier and consigned them for transport to a person other than yourself.

Tagging requirement

50 CFR 20.36 and Utah Admin. Code R657-9-23

If you leave your birds in the custody of another person for picking, cleaning, processing, shipping, transporting or storing, including temporary storage, or at a location to have taxidermy services performed, you must tag the birds. You must sign the tag, and it must include your address and Utah hunting license number, the total number and species of birds taken and the date the birds were killed.

If you're transporting migratory game birds that you've taken, the birds are not considered to

be in storage or temporary storage, and you don't need to have a tag on them at that time.

Giving birds to someone else

50 CFR 20.40, Utah Code 23-20-9 and Utah Admin. Code R657-9-24

You can give the waterfowl you've taken to another person, but please remember the following:

- If you give birds to someone at any location, you must tag the birds. The tag must include your address and Utah hunting license number, the total number and species of birds you're donating, the date the birds were killed and the date the birds were donated. You must also sign the tag.
- If you accept birds from another hunter, those birds become part of your possession limit. For example, if you have 10 ducks at home in your freezer, and you accept 4 ducks from another hunter, you now have 14 ducks in your possession. That's the maximum number of ducks you can have in your possession in Utah. You'll have to eat some of those ducks before you can go hunting and take more.

Custody of another person's birds

50 CFR 20.37 and Utah Admin. Code R657-9-25

You may not receive or have in your custody migratory game birds that belong to another person unless the birds have been tagged in the manner described in the Tagging requirement section above.

Species identification requirement

50 CFR 20.43 and Utah Admin. Code R657-9-26

You may not transport migratory game birds within the United States unless the head or one fully feathered wing remains attached to each bird while you're transporting them to your home or to a migratory bird preservation facility (i.e., a facility where birds are taken to be cleaned and prepared for the table).

Marking package or container

50 CFR 20.44 and Utah Admin. Code R657-9-27

You may not transport migratory game birds,

by the Postal Service or a common carrier, unless all of the following items are clearly marked on the outside of the package or container:

- Your name and address
- The name and address of the recipient
- The number and the species of the birds contained in the package

A Utah shipping permit must accompany each migratory game bird package that is shipped within or from Utah. Shipping permits are available from the Division.

Migratory bird preservation facilities

50 CFR 20.82 and 20.83 and Utah Admin. Code R657-9-28

No migratory bird preservation facility shall receive or have in custody any migratory game bird unless accurate records are maintained that can identify who each bird was received from and can show all of the following information:

- The number of each species
- The location where they were taken
- The date the birds were received
- The name and address of the person from whom the birds were received
- The date the birds were disposed of
- The name and address of the person to whom the birds were delivered

In addition, migratory bird preservation facilities may not destroy any records they are required to maintain under this section for a period of one year following the last entry on record.

Record keeping as required by this section is not necessary at hunting clubs that do not fully process migratory birds by removing their head and wings.

No migratory bird preservation facility may prevent any person authorized to enforce this part from entering their facilities at all reasonable hours and inspecting the records and the premises where bird-processing operations are being carried out.

Importation

For information regarding the importation

of migratory game birds you've harvested in another country, please see 50 CFR 20.61 and 20.62, and Utah Admin. Code R657-9-29, at wildlife.utah.gov/rules.

Bag limits

50 CFR 20.11 and 20.24 and Utah Admin. Code R657-9-31

Federal bag and possession limits apply to migratory game bird hunting, regardless of the number of states or provinces you may have hunted in during your trip. For example, if you hunt ducks in two states, the total number of ducks you take cannot exceed a single federal bag and possession limit (e.g. if the federal bag limit is 7 ducks, and you take 5 ducks in one state and then travel to another state and hunt the same day, you can take only 2 ducks in the second state.)

Special regulations for national wildlife refuges

Utah Admin. Code R657-9-32

More than 500 refuges across the nation and the U.S. territories are included in the U.S. Fish and Wildlife Service's National Wildlife Refuge System. Three of those refuges—Bear River, Fish Springs and Ouray—are located in Utah, and the following regulations apply to all.

- Current state and federal regulations apply for season dates, shooting hours, and bag and possession limits.
- Hunters may possess and use only approved nontoxic shot while in the field.
- Hunters may not enter closed areas to retrieve birds. Therefore, allow enough room between the closed area boundary and where you're hunting to retrieve your birds.
- Camping is not permitted on the refuges.
- Prohibited activities include wood cutting and gathering, littering, disturbing or removing plants or natural objects, and removing artifacts of antiquity. Shell casings and ammunition boxes are litter. Failure to make a reasonable effort to retrieve litter could result in a citation.

The following is specific information and regulations for each of the federal refuges in Utah:

Bear River

50 CFR 32.64 and 27.21

- Hunters may not shoot or hunt within 100 yards of principal refuge roads (tour route).
- Hunters may not use pits or permanent blinds. The building of a temporary blind made of natural material is permitted, but is not allowed prior to the opening day.
- Airboats are permitted only in Unit 9 and Block C of the refuge.
- Off-highway vehicles are not permitted on the Bear River Migratory Bird Refuge.
- Hunters may enter the refuge two hours before legal sunrise and must exit the refuge by two hours after legal sunset. The refuge prohibits leaving decoys, boats, vehicles and other personal property on the refuge overnight.
- Hunters may only park in designated parking sites.
- Any hunters entering, using or occupying the refuge for waterfowl hunting must abide by all the terms and conditions in the Refuge Hunting Brochure. The brochure is available at www.fws.gov/bearriver.
- When hunters are in their vehicles, at parking lots or traveling on refuge roads, all firearms must be completely unloaded (including magazines) and cased or dismantled.
- Hunters may possess only 10 shells while hunting on or within 50 feet from the center of the dikes on Unit 1A or 2C.
- A portion of the Bear River Refuge will be open for the youth waterfowl hunt (Sept. 27, 2008).
- Archery hunting is not allowed on the refuge.
- Predator and snipe hunting are not allowed on the refuge.

For more information, call the refuge manager at (435) 723-5887.

Fish Springs

50 CFR 32.64

- The refuge allows the hunting of ducks, coots and geese in designated areas.
- All waterfowl hunters must register individually at the visitor information station before entering the open hunting area and before exiting the refuge.
- Hunters may only possess firearms legally used to hunt waterfowl unless the firearm is cased or dismantled.
- Hunters may construct nonpermanent blinds, but must remove all blinds constructed out of materials other than vegetation at the end of the hunting day.
- The refuge provides a Special Blind Area for use by the disabled. The refuge prohibits trespass for any reason by any individual not registered to utilize the area.
- The refuge allows the use of small boats, 15 feet or less, but does not allow gasoline motors and air boats.
- Hunters may enter the refuge two hours before sunrise, and must exit the refuge by 1½ hours after sunset. Hunters may not leave decoys, boats, vehicles and other personal property on the refuge overnight.
- The refuge will be open for the youth waterfowl hunt (Sept. 27, 2008).
For more information, call the refuge manager at (435) 831-5353.

Ouray

- Leota Bottom is the only area on the Ouray refuge open to duck, goose and coot hunting.
- Access into Leota Bottom is limited to foot, bike, canoe, rowboat or electric motorized boats. Gas-powered boats are not permitted.
- All firearms must be unloaded, cased or dismantled and must remain in the vehicle in the closed hunting areas of the refuge.
- The refuge opens for the youth waterfowl hunt (Sept. 27, 2008).

- Snipe and swan hunting are not allowed on the refuge.
- The use of pits and permanent blinds is not allowed. The building of a temporary blind

made of natural material is permitted, but is not allowed prior to opening day.

For more information, call the refuge manager at (435) 789-0351.

Mercury and ducks

Because of elevated mercury levels in three duck species—cinnamon teal, Northern shoveler and common goldeneye—hunters should eat them only on a limited basis. You can read the latest consumption advisories for these species at waterfowladvisories.utah.gov.



Cinnamon teal, U.S. Fish and Wildlife Service



Common goldeneye, U.S. Fish and Wildlife Service



Northern shoveler, U.S. Fish and Wildlife Service

SEASON DATES AND BAG AND POSSESSION LIMITS

Utah Admin. Code R657-9-31

Ducks, mergansers and coots

Dates: Oct. 4, 2008–Jan. 17, 2009 statewide (except for scaup, which you can hunt Oct. 4–Dec. 28, 2008).

Bag and possession limits: You may not take any canvasbacks during the 2008–2009 waterfowl season. All bag and possession limits are listed below:

- Ducks and mergansers—7 daily (except no more than 2 hen mallards, no more than 2 redheads, no more than 2 scaup and no more than 1 pintail). The possession limit is twice the daily bag limit.
- Coots—25 daily or in possession.
- Canvasbacks—Zero (Canvasbacks are closed to hunting this year.)

Geese

DARK GEESE

Dates: Oct. 4–16, 2008 and Oct. 25, 2008–Jan. 25, 2009 statewide (except in the North Goose Zone, where the hunt will run Oct. 4, 2008–Jan. 17, 2009).

LIGHT GEESE

Dates: Oct. 13, 2008–Jan. 17, 2009 and March 2–10, 2009 statewide (except in the North Goose Zone, where the hunt will run Oct. 25, 2008–Jan. 17, 2009 and Feb. 18–March 10, 2009).

Note: The Bear River, Fish Springs and Ouray national wildlife refuges and the Brown's Park, Desert Lake, Farmington Bay, Harold S. Crane, Howard Slough, Locomotive Springs and Ogden Bay waterfowl management areas will be closed to light goose hunting from Feb. 18–March 10, 2009.

North Goose Zone boundary: Boundary begins at the Weber-Box Elder county line at I-15;

north on I-15 to the Perry access road; southwest on this road to the Bear River Migratory Bird Refuge southern boundary; west and north on this southern boundary to the north and most western corner of the refuge at latitude 41.53 decimal degrees (NAD 83 datum); west cross-country on this latitude to the East Promontory Road; north on this road to Golden Spike Drive; west on this drive to the Salt Wells Flat county road; west on this road to the Locomotive Springs-Snowville-Stone, Idaho county road; north on this road to the Utah-Idaho state line; east on this state line to Utah-Wyoming state line; south on this state line to the Summit-Rich county line; west on this county line to the Rich-Morgan county line; northwest on this county line to the Rich-Weber county line; west on this county line to the Weber-Cache county line; west on this county line to the Weber-Box Elder county line; west on this county line to I-15.

Bag and possession limits: Dark geese (cackling, Canada, white-fronted, brant)—3 per day, 6 in possession; Light geese (snow, blue, Ross')—10 per day, 20 in possession.

Swan

(holders of swan permits only)

Dates: Oct. 4–Dec. 14, 2008, unless the Division's monitoring program indicates that 10 trumpeter swans have been taken. If 10 or more trumpeter swans are taken, the season will be closed earlier than Dec. 14.

Bag and possession limit: The holder of a swan permit may take and possess only one swan during the 2008 season.

Area open to hunting: Boundary begins in Salt Lake City at I-80 and I-15; north on I-15 to Exit 363 (Forest Street); west on this street to the Bear

River Migratory Bird Refuge northern boundary; west along this northern boundary to the north and most western corner of the refuge at latitude 41.53 decimal degrees (NAD 83 datum); west cross country on this latitude to the East Promontory Road; north on this road to SR-83; north on SR-83 to I-84; west on I-84 to SR-30; southwest on SR-30 to the Nevada-Utah state line; south on this state line to I-80; east on I-80 to I-15.

Rails

No open season.

Common Snipe

Dates: Oct. 4, 2008–Jan. 17, 2009 statewide.

Bag and possession limits: The daily bag limit is 8, and the possession limit is 16.

Falconry

Ducks and coots: Sept. 27, 2008 (for Youth Hunting Day) and Oct. 4, 2008–Jan. 17, 2009, statewide.

DARK GEESE

Dates: Sept. 27, 2008 (for Youth Hunting Day), Oct. 4–16, 2008 and Oct. 25, 2008–Jan. 25, 2009 statewide (except in the North Goose Zone, where the hunt will run Oct. 4, 2008–Jan. 17, 2009).

LIGHT GEESE

Dates: Sept. 27, 2008 (for Youth Hunting Day), Oct. 13, 2008–Jan. 17, 2009 and March 2–10 statewide (except in the North Goose Zone, where the hunt will run Oct. 25, 2008–Jan. 17, 2009 and Feb. 18–March 10, 2009).

Note: The Bear River, Fish Springs and Ouray national wildlife refuges and the Brown's Park, Desert Lake, Farmington Bay, Harold S. Crane, Howard Slough, Locomotive Springs and Ogden Bay waterfowl management areas will be closed to light goose hunting from Feb. 18–March 10, 2009.

For a North Goose Zone boundary description,

28

Youth Hunting Day

Utah Admin. Code R657-9-31(2)

Hunters 15 years old or younger will have the marshes to themselves on Sept. 27, 2008 as Utah holds its annual Youth Hunting Day.

To hunt on Youth Hunting Day, you must be 15 years old or younger. You must also have a Utah hunting, combination or three-day nonresident small-game license, and a HIP registration number.

Adults must accompany youth hunters. The accompanying adult may not hunt or possess a firearm. Please see page 10 of this guide for more information about the requirements adults must meet to accompany a youth in the field.

The shooting hours on Youth Hunting Day are from 30 minutes before sunrise until sunset. This means that on Sept. 27, youth can hunt from 6:50 a.m. until 7:15 p.m.

The bag limits for Youth Hunting Day are as follows:

Ducks and mergansers: 7 (except no more than 2 hen mallards; no more than 2 redheads; no more than 1 pintail; and no more than 2 scaup). Canvasbacks may not be taken.

Coots: 25

Light geese (snow, blue and Ross'): 10
Dark geese (cackling, Canada, white-fronted and brant): 3

Snipe and swan: None

please see the "North Goose Zone boundary" portion of the geese section on page 32.

Common snipe: Oct. 4, 2008–Jan. 17, 2009 statewide.

Bag and possession limits for ducks, geese, coots and common snipe: The daily bag limit is 3 birds, and the possession limit is 6 (singly or in the aggregate).

DEFINITIONS

CFR 20.11, Utah Code § 23-13-2 and Utah Admin. Code R657-9-2

Aggregate daily bag limit means the maximum number of migratory game birds permitted to be taken by one person in any one day during the open season when such person hunts in more than one specified geographic area and/or for more than one species for which a combined daily bag limit is prescribed. The aggregate daily bag limit is equal to, but shall not exceed, the largest daily bag limit prescribed for any one species or for any one specified geographical area in which taking occurs.

Aggregate possession limit means the maximum number of migratory game birds of a single species or combination of species taken in the United States permitted to be possessed by any one person when taking and possession occurs in more than one specified geographic area for which a possession limit is prescribed. The aggregate possession limit is equal to, but shall not exceed, the largest possession limit prescribed for any one of the species or specified geographic areas in which taking and possession occurs.

Bait means shelled, shucked or unshucked corn, wheat or other grain, salt or other feed that lures, attracts or entices birds.

Baited area means any area on which shelled, shucked or unshucked corn, wheat or other grain, salt or other feed has been placed, exposed, deposited, distributed or scattered, if that shelled, shucked or unshucked corn, wheat or other grain, salt or other feed could serve as a lure or attraction for migratory game birds to, on, or over areas where hunters are attempting to take migratory game birds. Any such area will remain a baited area for ten days following the complete removal of all such shelled, shucked or unshucked corn, wheat or other grain, salt or other feed.

Baiting means the direct or indirect placing,

exposing, depositing, distributing or scattering of shelled, shucked or unshucked corn, wheat or other grain, salt or other feed that could serve as a lure or attraction for migratory game birds to, on, or over any areas where hunters are attempting to take migratory game birds.

CFR means the Code of Federal Regulations.

Closed season means the days on which migratory game birds shall not be taken.

Daily bag limit means the maximum number of migratory game birds of a single species or combination (aggregate) of species permitted to be taken by one person in any one day during the open season in any one specified geographic area for which a daily bag limit is prescribed.

Dark geese means the following species: cackling, Canada, white-fronted and brant.

Division means the Utah Division of Wildlife Resources.

Light geese means the following species: snow, blue and Ross'.

Live decoys means tame or captive ducks, geese or other live birds.

Manipulation means the alteration of natural vegetation or agricultural crops by activities that include but are not limited to mowing, shredding, discing, rolling, chopping, trampling, flattening, burning or herbicide treatments. The term "manipulation" does not include the distributing or scattering of grain, seed or other feed after removal from storage on the field where grown.

Migratory game birds means those migratory birds included in the terms of conventions between the United States and any foreign country for the protection of migratory birds, for which open seasons are prescribed in this part and belong to the following families:

- *Anatidae* (ducks, geese, including brant, and swans)
- *Columbidae* (doves and pigeons)
- *Gruidae* (cranes)
- *Rallidae* (rails, coots and gallinules)
- *Scolopacidae* (woodcock and snipe)

Natural vegetation means any non-agricultural, native or naturalized plant species that grows at a site in response to planting or from existing seeds or other propagules. The term “natural vegetation” does not include planted millet. However, planted millet that grows on its own in subsequent years after the year of planting is considered natural vegetation.

Nonresident means a person who does not qualify as a resident.

Nontoxic shot means soft iron, steel, copper-plated steel, nickel-plated steel, zinc-plated steel, bismuth-tin, tungsten-iron, tungsten-polymer, tungsten-matrix, tin and any other shot types approved by the U.S. Fish and Wildlife Service. Lead, nickel-plated lead, copper-plated lead, copper and lead/copper alloy shot have not been approved.

Normal agricultural operation means a normal agricultural planting, harvesting, post-harvest manipulation or agricultural practice that is conducted in accordance with official recommendations of State Extension Specialists of the Cooperative Extension Service of the U.S. Department of Agriculture.

Normal agricultural planting, harvesting or post-harvest manipulation means a planting or harvesting undertaken for the purpose of producing and gathering a crop, or manipulation after such harvest and removal of grain that is conducted in accordance with official recommendations of State Extension Specialists of the Cooperative Extension Service of the U.S. Department of Agriculture.

Normal soil stabilization practice means

a planting for agricultural soil erosion control or post-mining land reclamation conducted in accordance with official recommendations of State Extension Specialists of the Cooperative Extension Service of the U.S. Department of Agriculture for agricultural soil erosion control.

Off-highway vehicle means any motor vehicle designed for or capable of travel over unimproved terrain.

Open season means the days on which migratory game birds may lawfully be taken. Each period prescribed as an open season shall be construed to include the first and last days thereof.

Permanent waterfowl blind means any waterfowl blind that is left unattended overnight and that is not a portable structure capable of immediate relocation.

Possession means actual or constructive possession.

Possession limit means the maximum number of migratory game birds of a single species or a combination of species permitted to be possessed by any one person when lawfully taken in the United States in any one specified geographic area for which a possession limit is prescribed.

Resident means a person who:

- has a fixed permanent home and principal establishment in Utah for six consecutive months immediately preceding the purchase of a license or permit, AND
- DOES NOT claim residency for hunting, fishing or trapping in any other state or country.

An individual retains Utah residency if he or she leaves Utah to serve in the armed forces of the United States, or for religious or educational purposes, and does NOT claim residency for hunting, fishing or trapping in any other state or country. Members of the armed forces of the United States and dependents are residents as of the date the member reports for duty under assigned orders

in Utah if:

- the member is NOT on temporary duty in Utah and does NOT claim residency for hunting, fishing or trapping in any other state or country.
- the member presents a copy of his or her assignment orders to a Division office to verify the member's qualification as a resident.

A nonresident attending an institution of higher learning in Utah as a full-time student may qualify as a resident if the student has been present in Utah for 60 consecutive days immediately preceding the purchase of the license or permit and does NOT claim residency for hunting, fishing or trapping in any other state or country.

A Utah resident license or permit is invalid if a resident license for hunting, fishing or trapping is purchased in any other state or country.

An individual DOES NOT qualify as a resident if he or she is an absentee landowner paying property tax on land in Utah.

Sinkbox means any type of low floating device, having a depression, affording the hunter a means of concealment beneath the surface of the water.

Spoiled means impairment of the flesh of wildlife which renders it unfit for human consumption.

Tag means a card, label or other identification device used for attachment to the carcass of any protected wildlife.

Take means to hunt, pursue, harass, catch, capture, angle, seine, trap or kill any protected wildlife or to attempt any of these actions.

Transport means to ship, export, import or receive or deliver for shipment.

Waste means to abandon protected wildlife or to allow protected wildlife to spoil or to be used in a manner not normally associated with its beneficial use.

Waterfowl means ducks, including mergansers, geese, brant and swans.

Waterfowl blind means any manufactured place of concealment, including boats, rafts, tents, excavated pits, or similar structure, which has been designed to partially or completely conceal a person while hunting waterfowl.



NORTH GOOSE ZONE 2008–2009

North Goose Zone boundary: Boundary begins at the Weber-Box Elder county line at I-15; north on I-15 to the Perry access road; southwest on this road to the Bear River Migratory Bird Refuge southern boundary; west and north on this southern boundary to the north and most western corner of the refuge at latitude 41.53 decimal degrees (NAD 83 datum); west cross-country on this latitude to the East Promontory Road; north on this road to Golden Spike Drive; west on this drive to the Salt Wells Flat county road; west on this road to the Locomotive Springs-Snowville-Stone, Idaho county road; north on this road to the Utah-Idaho state line; east on this state line to Utah-Wyoming state line; south on this state line to the Summit-Rich county line; west on this county line to the Rich-Morgan county line; northwest on this county line to the Rich-Weber county line; west on this county line to the Weber-Cache county line; west on this county line to the Weber-Box Elder county line; west on this county line to I-15.



Utah Division of Wildlife Resources makes no warranty with respect to the accuracy, completeness or usefulness of the data. Utah Division of Wildlife Resources assumes no liability for direct, indirect, special, or consequential damages resulting from the use or misuse of this data or any of the information contained herein.

SHOOTING HOURS

- Ducks (except scaup), mergansers, coots ● Scaup
● Dark geese (outside the northern zone) ● Dark geese (northern zone)
● Light geese (outside the northern zone) ● Light geese (northern zone) ● Swan ● Snipe

Colored dots represent species that may be hunted on the dates listed. Hunters may not hunt canvasbacks. Dates are listed in pink. Times are in italics. Shooting begins a.m. and ends p.m.

Continued from previous page

18 6:49–5:07	● ● ● ● ● ● ●	24 7:20–5:05	● ● ● ● ● ● ●	19 6:46–6:07	●
19 6:50–5:06	● ● ● ● ● ● ●	25 7:20–5:06	● ● ● ● ● ● ●	20 6:44–6:09	●
20 6:51–5:05	● ● ● ● ● ● ●	26 7:20–5:06	● ● ● ● ● ● ●	21 6:43–6:10	●
21 6:52–5:05	● ● ● ● ● ● ●	27 7:21–5:07	● ● ● ● ● ● ●	22 6:41–6:11	●
22 6:53–5:04	● ● ● ● ● ● ●	28 7:21–5:08	● ● ● ● ● ● ●	23 6:40–6:12	●
23 6:54–5:04	● ● ● ● ● ● ●	29 7:21–5:09	● ● ● ● ●	24 6:39–6:13	●
24 6:55–5:03	● ● ● ● ● ● ●	30 7:21–5:09	● ● ● ● ●	25 6:37–6:14	●
25 6:56–5:03	● ● ● ● ● ● ●	31 7:22–5:10	● ● ● ● ●	26 6:36–6:16	●
26 6:58–5:02	● ● ● ● ● ● ●	January, 2009		27 6:34–6:17	●
27 6:59–5:02	● ● ● ● ● ● ●	01 7:22–5:11	● ● ● ● ●	28 6:33–6:18	●
28 7:00–5:01	● ● ● ● ● ● ●	02 7:22–5:12	● ● ● ●	March, 2009	
29 7:01–5:01	● ● ● ● ● ● ●	03 7:22–5:13	● ● ● ●	01 6:31–6:19	●
30 7:02–5:01	● ● ● ● ● ● ●	04 7:22–5:14	● ● ● ●	02 6:29–6:20	● ●
December, 2008		05 7:22–5:15	● ● ● ●	03 6:28–6:21	● ●
01 7:03–5:00	● ● ● ● ● ● ●	06 7:22–5:16	● ● ● ●	04 6:26–6:22	● ●
02 7:04–5:00	● ● ● ● ● ● ●	07 7:22–5:17	● ● ● ●	05 6:25–6:24	● ●
03 7:05–5:00	● ● ● ● ● ● ●	08 7:22–5:18	● ● ● ●	06 6:23–6:25	● ●
04 7:06–5:00	● ● ● ● ● ● ●	09 7:21–5:19	● ● ● ●	07 6:22–6:26	● ●
05 7:07–5:00	● ● ● ● ● ● ●	10 7:21–5:20	● ● ● ● ●	<i>Daylight saving time begins</i>	
06 7:08–5:00	● ● ● ● ● ● ●	11 7:21–5:21	● ● ● ● ●	08 7:20–7:27	● ●
07 7:09–5:00	● ● ● ● ● ● ●	12 7:21–5:22	● ● ● ●	09 7:18–7:28	● ●
08 7:09–5:00	● ● ● ● ● ● ●	13 7:20–5:23	● ● ● ●	10 7:17–7:29	● ●
09 7:10–5:00	● ● ● ● ● ● ●	14 7:20–5:24	● ● ● ● ●	<i>All hunts end March 10</i>	
10 7:11–5:00	● ● ● ● ● ● ●	15 7:19–5:25	● ● ● ●		
11 7:12–5:00	● ● ● ● ● ● ●	16 7:19–5:26	● ● ● ● ●		
12 7:13–5:00	● ● ● ● ● ● ●	17 7:18–5:27	● ● ● ● ●		
13 7:13–5:00	● ● ● ● ● ● ●	18 7:18–5:28	●		
14 7:14–5:01	● ● ● ● ● ● ●	19 7:17–5:30	●		
15 7:15–5:01	● ● ● ● ● ● ●	20 7:17–5:31	●		
16 7:16–5:01	● ● ● ● ● ● ●	21 7:16–5:32	●		
17 7:16–5:02	● ● ● ● ● ● ●	22 7:16–5:33	●		
18 7:17–5:02	● ● ● ● ● ● ●	23 7:15–5:34	●		
19 7:17–5:02	● ● ● ● ● ● ●	24 7:14–5:36	●		
20 7:18–5:03	● ● ● ● ● ● ●	25 7:13–5:37	●		
21 7:18–5:03	● ● ● ● ● ● ●	<i>All hunts end until February 18</i>			
22 7:19–5:04	● ● ● ● ● ● ●	February, 2009			
23 7:19–5:04	● ● ● ● ● ● ●	18 6:47–6:06	●		

Identification

Mallard

Drake has a solid green head and a short tail. Hen is mottled brown. Length: 24", Weight: 2 ¾ lbs.

Eclipse drake




Hen

Orange bill



Yellow to olive bill



Fall plumage drake

Orange feet




Hen

Drake

Identification

Gadwall

Often mistaken for a mallard. Quicker and more agile than the mallard.
Length: 21", Weight: 2 lbs.



Pintail

Distinguished by
long, pointed tail.

Length: 26"

Weight: 1 ¾ lbs.



Fall plumage drake



Hen

Bluish-gray feet



Eclipse drake

Hen



Drake

Identification

Shovelers

Often called spoon bill and mistaken for a mallard.

Length: 19 ½", Weight: 1 ½ lbs.



Eclipse drake



Fall plumage drake

Black, shovel-shaped bill



Hen

Orange, shovel-shaped bill



Drake


Drake

Hen

Ring-necked duck

Both sexes have a pale, whitish ring around the tip of their bill. In flight, wings and back appear darker than on the scaup.

Length: 17", Weight: 2 ½ lbs.



Hen

Fall plumage drake




Hen

Drake

Identification

Scaup

The scaup has a blue bill and a white band along the back of the wing.
Length: 17", Weight: 17/8 lbs.



Hen

Fall plumage drake



Hen

Drake

Canvasback

One of the largest and fastest ducks. The wedge-shaped bill gives this duck a unique profile. The drake has a whitish back. Length: 22", Weight: 3 lbs.

Fall plumage drake



Hen



Eclipse drake



Drake

Hen



Identification

Redhead

Often confused with the canvasback, the redhead has a grayer back and a more rounded head.

Length: 20", Weight: 2 ½ lbs.



Fall plumage drake



Eclipse drake



Hen



Hen

Drake

Wigeon

The white belly and forewing are very showy in the air. Drakes whistle; hens have a loud kaow and a lower qua-awk.

Length: 21"

Weight: 1¾ lbs.



Hen



Fall plumage drake



Eclipse drake



Drake

Hen

Identification

Common snipe

The snipe usually flushes singly or in pairs and has a rust-colored patch on the back. The dowitcher, which flushes in flocks, has white feathers.



Dowitcher

Not legal to shoot.

